

# YJ-HH360

---

Linear Scanner

## Quick Start Guide



YJ-HH360-ENUS-QS


Rev B 07/15

*Note: Refer to your user's guide for information about cleaning your device.*

## **Getting Started**

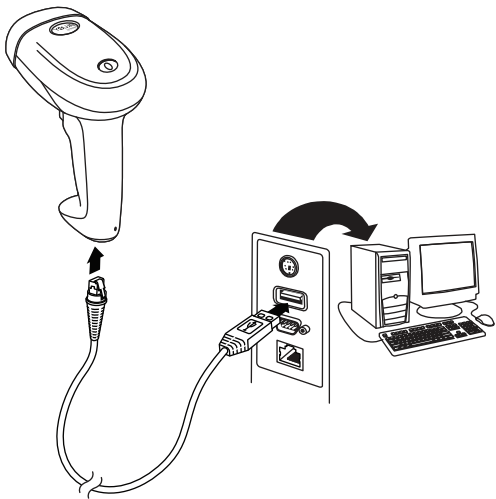
Turn off the computer's power before connecting the scanner, then power up the computer once the scanner is fully connected.

### **Power Supply Assembly (if included)**

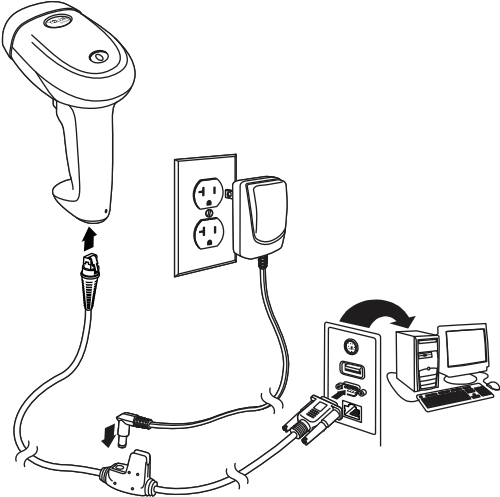


## **Connecting the Scanner**

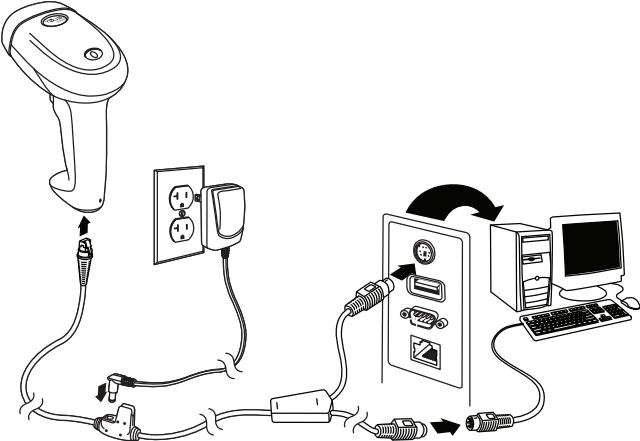
### **USB:**



**Serial (RS232):**



**Keyboard Wedge:**



## ***Reading Techniques***



## ***Standard Product Defaults***

The following bar code resets all standard product default settings.



Standard Product Defaults

## Keyboard Country

If your interface is USB Keyboard or Keyboard Wedge, your keyboard layout default is a US keyboard. To change this layout, refer to the chart below for your keyboard country. Scan the **Program Keyboard Country** bar code below, then scan the numeric bar code(s) for the appropriate Country Code from [page 11](#), then scan the **Save** bar code.

By default, national character replacements are used for the following characters: **#\$@[ ]^'{}~** Refer to the ISO 646 Character Replacements chart in your User's Guide to view the character replacements for each country..



Program Keyboard Country

Country Code	Scan	Country Code	Scan
Belgium	1	Italy	5
Denmark	8	Norway	9
Finland	2	Spain	10
France	3	Switzerland	6
Germany/Austria	4	USA (Default)	0
Great Britain	7		



Save

*Note: For a complete list of country codes, see the User's Guide for your product at our website, [www.honeywellaidc.com](http://www.honeywellaidc.com).*

## ***Trigger***

The following bar codes will allow you to use the reader in Manual Trigger mode (need to press the trigger to read) or Automatic Trigger mode (the beam is always on).



Manual Trigger  
(Default)



Automatic Trigger

## ***Reread Delay***

This sets the time period before the scanner can read the *same* bar code a second time. Setting a reread delay protects against accidental rereads of the same bar code.



Medium Reread Delay



## ***Suffix***

If you want a carriage return after the bar code, scan the **Add CR Suffix bar code**. To add a tab after the bar code, scan the **Add Tab Suffix bar code**. Otherwise, scan the **Remove Suffix bar code** to remove the suffixes.



Add CR Suffix



Add Tab Suffix



Remove Suffix

## ***Add Code ID Prefix to all Symbologies***

Scan the following bar code if you wish to add a Code ID prefix to all symbologies at once.



Add Code ID Prefix To All Symbologies  
(Temporary)

*Note: For a complete list of Code IDs, see the User's Guide for your product at our website, [www.youjjeaidc.com](http://www.youjjeaidc.com).*

## ***Data Format Editor Instructions***

The following are abbreviated instructions for entering a data format. For complete instructions refer to your User's Guide, available at our website, [www.youjjeaidc.com](http://www.youjjeaidc.com).

1. Scan the **Enter Data Format** symbol.
2. Primary/Alternate Format: scan **0** for Primary Format
3. Terminal Type: scan **099** for any terminal type
4. Code I.D.: scan **99** for any bar code type
5. Length: scan **9999** for any length bar code.
6. Editor commands: use the Programming Chart that follows.
7. Scan **Save** to save your entries.



Enter Data Format



Clear All Data Formats



Save

# Programming Chart



1



3



5



7



0



2



4



6



8



A



C



E



Save



9



B



D



F

## ***Technical Assistance***

Contact information for technical support, product service, and repair can be found at [www.youjieaidc.com](http://www.youjieaidc.com).

## ***User Documentation***

For localized versions of this document, and to download the User's Guide, go to [www.youjieaidc.com](http://www.youjieaidc.com).

## ***Disclaimer***

Youjie reserves the right to make changes in specifications and other information contained in this document without prior notice, and the reader should in all cases consult Youjie to determine whether any such changes have been made. The information in this publication does not represent a commitment on the part of Youjie.

Youjie shall not be liable for technical or editorial errors or omissions contained herein; nor for incidental or consequential damages resulting from the furnishing, performance, or use of this material. Youjie disclaims all responsibility for the selection and use of software and/or hardware to achieve intended results.

This document contains proprietary information that is protected by copyright. All rights are reserved. No part of this document may be photocopied, reproduced, or translated into another language without the prior written consent of Youjie.

“Youjie” means the entity selling the Youjie products. This will be either Metrologic Asia (Pte.) Ltd. or Intermec (Beijing) Technology Co. Ltd.

© 2015 All rights reserved.

Web Address: [www.youjieaidc.com](http://www.youjieaidc.com)

## ***Limited Warranty***

Youjie warrants its products to be free from defects in materials and workmanship and to conform to Youjie's published specifications applicable to the products purchased at the time of shipment. This warranty does not cover any Youjie product which is (i) improperly installed or used; (ii) damaged by accident or negligence, including failure to follow the proper maintenance, service, and cleaning schedule; or (iii) damaged as a result of (A) modification or alteration by the purchaser or other party, (B) excessive voltage or current supplied to or drawn from the interface connections, (C) static electricity or electro-static discharge, (D) operation under conditions beyond the specified operating parameters, or (E) repair or service of the product by anyone other than Youjie or its authorized representatives.

This warranty shall extend from the time of shipment for the duration published by Youjie for the product at the time of purchase ("Warranty Period"). Any defective product must be returned (at purchaser's expense) during the Warranty Period to Youjie factory or authorized service center for inspection. No product will be accepted by Youjie without a Return Materials Authorization, which may be obtained by contacting Youjie. In the event that the product is returned to Youjie or its authorized service center within the Warranty Period and Youjie determines to its satisfaction that the product is defective due to defects in materials or workmanship, Youjie, at its sole option, will either repair or replace the product without charge, except for return shipping to Youjie.

**EXCEPT AS MAY BE OTHERWISE PROVIDED BY APPLICABLE LAW, THE FOREGOING WARRANTY IS IN LIEU OF ALL OTHER COVENANTS OR WARRANTIES, EITHER EXPRESSED OR IMPLIED, ORAL OR WRITTEN, INCLUDING, WITHOUT LIMITATION, ANY IMPLIED WARRANTIES OF MERCHANTABILITY OR FITNESS FOR A PARTICULAR PURPOSE, OR NON-INFRINGEMENT.**

YOUJIE'S RESPONSIBILITY AND PURCHASER'S EXCLUSIVE REMEDY UNDER THIS WARRANTY IS LIMITED TO THE REPAIR OR REPLACEMENT OF THE DEFECTIVE PRODUCT WITH NEW OR REFURBISHED PARTS. IN NO EVENT SHALL YOUJIE BE LIABLE FOR INDIRECT, INCIDENTAL, OR CONSEQUENTIAL DAMAGES, AND, IN NO EVENT, SHALL ANY LIABILITY OF YOUJIE ARISING IN CONNECTION WITH ANY PRODUCT SOLD HEREUNDER (WHETHER SUCH LIABILITY ARISES FROM A CLAIM BASED ON CONTRACT, WARRANTY, TORT, OR OTHERWISE) EXCEED THE ACTUAL AMOUNT PAID TO YOUJIE FOR THE PRODUCT. THESE LIMITATIONS ON LIABILITY SHALL REMAIN IN FULL FORCE AND EFFECT EVEN WHEN YOUJIE MAY HAVE BEEN ADVISED OF THE POSSIBILITY OF SUCH INJURIES, LOSSES, OR DAMAGES. SOME STATES, PROVINCES, OR COUNTRIES DO NOT ALLOW THE EXCLUSION OR LIMITATIONS OF INCIDENTAL OR CONSEQUENTIAL DAMAGES, SO THE ABOVE LIMITATION OR EXCLUSION MAY NOT APPLY TO YOU.

All provisions of this Limited Warranty are separate and severable, which means that if any provision is held invalid and unenforceable, such determination shall not affect the validity of enforceability of the other provisions hereof. Use of any peripherals not provided by the manufacturer may result in damage not covered by this warranty. This includes but is not limited to: cables, power supplies, cradles, and docking stations. Youjie extends these warranties only to the first end-users of the products. These warranties are non-transferable.

The duration of the limited warranty for the Youjie HH360 scanner is ninety (90) days.



产品中有害物质的名称及含量 (Names and Content of Hazardous

Substances in the Product)

部件名称 (Parts Name)	有害物质 (Hazardous Substances)					
	铅 (Pb)	汞 (Hg)	镉 (Cd)	六价铬 (Cr6+)	多溴联苯 (PBB)	多溴二苯 醚 (PBDE)
线性图像式阅 读器 (Linear Imager)	o	o	o	o	o	o
印刷电路板 (PCB)	x	o	o	o	o	o
外壳 (Housing)	o	o	o	o	o	o
连线 (Cables)	o	o	o	o	o	o

本表格依据 SJ/T11364-2014 的规定编制。(The table is created by SJ/T11364-2014 requirement.)

o: 表示该有害物质在该部件所有均质材料中的含量均在 GB/T26572-2011 标准规定的限量要求以下。(Indicates that this hazardous substance contained in all of the homogeneous materials for this part is below the limit requirement in China's GB/T26572-2011.)

x: 表示该有害物质至少在该部件的某一均质材料中的含量超出 GB/T26572-2011 标准规定的限量要求。(Indicates that this hazardous substance contained in at least one of the homogeneous materials for this part is above the limit requirement in China's GB/T26572-2011.)